


GLAZED PORCELAIN STONEWARE + STD BODY + MATT  
GRES PORCELÁNICO ESMALTADO + PASTA STD + MATE



75x75 cm/30"x30" + 60x60 cm/24"x24" + 30x60 cm/11.8"x24"




**FOSTER LIGHT**  
MEIER LIGHT



**FOSTER GREY**  
MEIER GREY



**FOSTER COAL**  
MEIER COAL



**FOSTER WHITE**  
MEIER WHITE



**FOSTER SAND**  
MEIER SAND



**FOSTER SAVANNA**  
MEIER SAVANNA

GRADONE STRAIR (PELDAÑO GRADONE)	STAIR TREAD (PELDAÑO RUMBO)	SKIRTING (BORDA)
30x60 cm/11.8"x24"	30x60 cm/11.8"x24"	9x60 cm/3.5"x24"
30x75 cm/11.8"x30"	30x75 cm/11.8"x30"	9x75 cm/3.5"x30"

AVAILABLE FORMATS / FORMATOS DISPONIBLES:

PIECES NAME NOMBRE DE LA PIEZA	SIZES FORMATOS (cm)	WORK SIZE DIMENSION DE FABRICACION (mm)	BOX   CAJA			PALLET   PALET			
			PIECES PIEZAS	sqm m <sup>2</sup>	MAX. AVERAGE WEIGHT PESO MEDIO MÁXIMO (kg)	BOXES CAJAS	sqm m <sup>2</sup>	MAX. AVERAGE WEIGHT PESO MEDIO MÁXIMO (kg)	SIZE PALLET FORMATO DEL PALET (mm)
<b>FOSTER</b>	75x75 SL RC	750 x 750 x 9	2	1,125	23,500	48	54,000	1160	800x1200x890
<b>FOSTER</b>	60x60 SL	600 x 600 x 9	4	1,440	30,000	32	46,080	950	800x1200x740
<b>MEIER</b>	60x60 SL	600 x 600 x 9	4	1,440	30,000	32	46,080	950	800x1200x740
<b>FOSTER</b>	30x60 SL	300 x 600 x 9	8	1,440	30,000	40	57,600	1142	800x1200x740
<b>MEIER</b>	30x60 SL	300 x 600 x 9	8	1,440	30,000	40	57,600	1142	800x1200x740

FOSTER GREY  
75x75 cm/ 30"x30" RC  
↘

MEIER WHITE  
60x60 cm/ 24"x24"  
↘

CONCRETE  
CEMENTOS



# PAVIMENTOS COORDINADOS


GLAZED CERAMIC + RED BODY + MATT  
GRES ESMALTADO + PASTA ROJA + MATE




45x45 cm/18"x18"



ALEPPO ANTRACITA    ALEPPO CREMA    ALEPPO PERLA    ALEPPO SAVANNA



CAMARGUE DCOR WARM    CAMARGUE DCOR COLD    DEVON GREY    DEVON IVORY



DEVON MOON    DEVON TAUPE    FOSTER COAL / MEIER COAL    FOSTER GREY / MEIER GREY

SKIRTING:  
RODAPÉ



AVAILABLE FORMATS: / FORMATOS DISPONIBLES:

PIECES NAME NOMBRE DE LA PIEZA	SIZES FORMATOS (cm)	WORK SIZE DIMENSION DE FABRICACION (mm)	BOX   CAJA			PALLET   PALET			
			PIECES PIEZAS	sqm m <sup>2</sup>	MAX AVERAGE WEIGHT PESO MEDIO MÁXIMO (kg)	BOXES CAJAS	sqm m <sup>2</sup>	MAX AVERAGE WEIGHT PESO MEDIO MÁXIMO (kg)	SIZE PALLET FORMATO DEL PALET (mm)
PAVIMENTOS COORDINADOS	45x45 GR	450 x 450 x 8,5	7	1,420	26,000	52	73,840	1335	800x1200x1040

GENERAL CATALOGUE 2022

ARGENTA


CONCRETE  
CEMENTOS



FOSTER SAND / MEIER SAND    FOSTER LIGHT / MEIER LIGHT    FOSTER SAVANNA / MEIER SAVANNA    FOSTER WHITE / MEIER WHITE

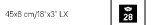


STANDARD ARENA    STANDARD BLANCO    STANDARD GRIS    STANDARD NUEZ



STANDARD PERLA    STANDARD PLOMO    STANDARD VISÓN

SKIRTING:  
RODAPÉ



AVAILABLE FORMATS: / FORMATOS DISPONIBLES:

PIECES NAME NOMBRE DE LA PIEZA	SIZES FORMATOS (cm)	WORK SIZE DIMENSION DE FABRICACION (mm)	BOX   CAJA			PALLET   PALET			
			PIECES PIEZAS	sqm m <sup>2</sup>	MAX AVERAGE WEIGHT PESO MEDIO MÁXIMO (kg)	BOXES CAJAS	sqm m <sup>2</sup>	MAX AVERAGE WEIGHT PESO MEDIO MÁXIMO (kg)	SIZE PALLET FORMATO DEL PALET (mm)
PAVIMENTOS COORDINADOS	45x45 GR	450 x 450 x 8,5	7	1,420	26,000	52	73,840	1335	800x1200x1040