



UNGLAZED PORCELAIN STONWARE + COLOUR BODY + RECTIFIED + MATT  
 PORCELÁNICO NO ESMALTADO + PASTA COLOREADA + RECTIFICADO + MATE




90x90 cm/36"x36"+ 60x120 cm/24"x48" + 60x60 cm/24"x24" + 30x60 cm/11.8"x24"




**CARPENTER ALBAR**  
MUSEUM ALBAR



**CARPENTER TAUPE**  
MUSEUM TAUPE



**CARPENTER GREY**  
MUSEUM GREY



**CARPENTER PEARL**  
MUSEUM PEARL



**CARPENTER DARK**  
MUSEUM DARK

**GRADONE STRAIR**  
PELDAÑO GRADONE

30x60 cm/11.8"x24"	2
30x90 cm/11.8"x36"	2
30x120 cm/11.8"x48"	2

**STAIR TREAD**  
PELDAÑO REMO

30x60 cm/11.8"x24"	6
30x90 cm/11.8"x36"	3
30x120 cm/11.8"x48"	3

**SKIRTING**  
RODAPÉ

9x60 cm/3.5"x24"	10
9x90 cm/3.5"x36"	11
9x120 cm/3.5"x48"	10

ADDITIONAL INFORMATION: / FORMATOS DISPONIBLES:



This certification is only available the formats: 30x60 and 60x60 cm. and Bone color.  
 Esta certificación solamente está disponible en los formatos: 30x60 y 60x60 cm. y color Bone.


AVAILABLE FORMATS: / FORMATOS DISPONIBLES:

PIECES NAME NOMBRE DE LA PIEZA	SIZES FORMATOS (cm)	WORK SIZE DIMENSION DE FABRICACION (mm)	PIECES PIEZAS	BOX   CAJA		PALLET   PALET			
				sqm m <sup>2</sup>	MAX AVERAGE WEIGHT PESO MEDIO MÁXIMO (kg)	BOXES CAJAS	sqm m <sup>2</sup>	MAX AVERAGE WEIGHT PESO MEDIO MÁXIMO (kg)	SIZE PALLET FORMATO DEL PALET (mm)
<b>CARPENTER</b>	90x90 RC	900 x 900 x 10.5	2	1,620	40,000	27	43,740	1140	950x1060x820
<b>CARPENTER</b>	60x120 XS RC	600 x 1200 x 9	2	1,440	28,000	36	51,840	1092	840x1200x740
<b>MUSEUM</b>	60x120 XS RC	600 x 1200 x 9	2	1,440	28,000	36	51,840	1092	840x1200x740
<b>CARPENTER</b>	60x60 SL RC	600 x 600 x 9	4	1,440	27,000	32	46,080	950	800x1200x740
<b>MUSEUM</b>	60x60 SL RC	600 x 600 x 9	4	1,440	27,000	32	46,080	950	800x1200x740
<b>CARPENTER</b>	30x60 SL RC	298 x 600 x 9	8	1,440	27,000	40	57,600	1140	800x1200x740

**CARPENTER TAUPE**  
60x120 cm/24"x48" RC

**CARPENTER GREY**  
60x120 cm/24"x48" RC

BASIC  
BÁSICOS



  
**MICROBIAL RESISTANCE:**  
 RESISTENCIA A LOS AGENTES  
 MICROBIANOS:  
**Antibacterial efficacy > 99%.**  
 Eficacia antibacteriana > 99%.  
 Approved / Aprobado  
 JIS Z 2801:2010

WALL TILE + WHITE BODY + RECTIFIED + MATT  
AZULEJO + PASTA BLANCA + RECTIFICADO + MATE  
30x90 cm/11,8"x36"



CARPENTER ALBAR

CARPENTER LINE ALBAR

CARPENTER TAUPE

CARPENTER LINE TAUPE

CARPENTER GREY

CARPENTER LINE GREY

CARPENTER DARK

CARPENTER LINE DARK

CARPENTER PEARL

CARPENTER LINE PEARL

CARPENTER PEARL  
30x90 cm/11,8"x36" RC  
↘

CARPENTER LINE PEARL  
30x90 cm/11,8"x36" RC  
↘

CARPENTER GREY  
90x90 cm/36"x36" RC  
↘

BASIC  
BÁSICOS



  
**MICROBIAL RESISTANCE:**  
RESISTENCIA A LOS AGENTES  
MICROBIANOS.  
Antibacterial efficacy > 99%.  
Eficacia antibacteriana > 99%.  
Approved / Aprobado  
JIS Z 2801:2010

UNGLAZED PORCELAIN STONEWARE + COLOUR BODY + RECTIFIED + MATT  
PORCELÁNICO NO ESMALTADO + PASTA COLOREADA + RECTIFICADO + MATE



90x90 cm/36"x36"+ 60x120 cm/24"x48" + 60x60 cm/24"x24" + 30x60 cm/11,8"x24"

AVAILABLE FORMATS / FORMATOS DISPONIBLES:

PIECES NAME NOMBRE DE LA PIEZA	SIZES FORMATOS (cm)	WORK SIZE DIMENSION DE FABRICACION (mm)	PIECES PIEZAS	BOX   CAJA		PALLET   PALET			
				sqm m <sup>2</sup>	MAX. AVERAGE WEIGHT PESO MEDIO MÁXIMO (kg)	BOXES CAJAS	sqm m <sup>2</sup>	MAX. AVERAGE WEIGHT PESO MEDIO MÁXIMO (kg)	SIZE PALLET FORMATO DEL PALET (mm)
CARPENTER	30x90 RC	300 x 900 x 8,7	5	1,350	22,000	63	85,050	1294	920x1230x1040
CARPENTER LINE	30x90 RC	300 x 900 x 10,8	4	1,080	22,000	63	68,040	1219	920x1230x1040



CARPENTER ALBAR

CARPENTER TAUPE

CARPENTER GREY

CARPENTER DARK

CARPENTER PEARL